

# Build your own insect hotel!

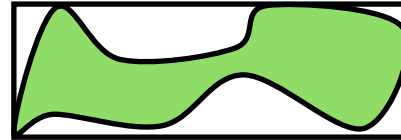
You will need:

- A bug box
- Nest tubes
- Cardboard strips x2
- Tape

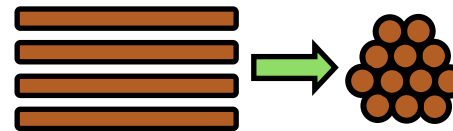
You can add:

- Dead leaves
- Pebbles and stones
- Twigs and branches
- Loose bark and pinecones

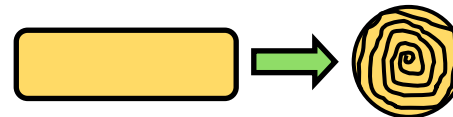
1 Use 1 strip of card to make the 'rooms' for the hotel.




2 Bundle your nest tubes together and use tape to fasten them to each other.



3 Roll the other piece of card into a spiral and use some tape to stop it unravelling.



4 Choose where you want your new bug 'furniture' to go.





5 Make sure you add a range of things to decorate the empty rooms in your hotel and give visiting minibeasts lots of homes to choose from.



# The ..... **YOUR HOTEL NAME HERE** ..... Guestbook.

- Keep an eye out for your visitors and tick them off as you spot them and add any others in the spaces below!



- Draw any extra visitors you spot down here!

Name.....

Name.....

Name.....